

# WHITEHOUSE

whitehouse  
institute  
of design,  
australia

*design beginnings*

## WHITEHOUSE INSTITUTE OF DESIGN, AUSTRALIA

### *design beginnings*

Whitehouse Institute of Design, Australia was founded by Leanne Whitehouse in 1988 and is acknowledged for its high standard of design education. Design specialists from the creative industries including Fashion, Interior Design and Styling oversee the educational quality of the delivery of each program.

*design beginnings* workshops are practical and intensive programs that aim to equip students with the fundamental design skills and knowledge to communicate creative ideas on paper and to develop portfolios for industry relevant presentations.

Visit [www.whitehouse-design.edu.au](http://www.whitehouse-design.edu.au) or phone 1300 551 433 for more information about programs offered by Whitehouse.

ILLUSTRATION FOR FASHION  
FOUNDATION

DESIGN DRAWING FOR FASHION  
ADVANCED

3



TECHNIQUES FOR INTERIOR ILLUSTRATION  
FOUNDATION

DESIGN COMMUNICATION FOR INTERIOR SPACES  
ADVANCED

5



PERSONAL IMAGE & LIFE STYLING  
FOUNDATION

STYLING FOR THE PROFESSIONAL IMAGE  
ADVANCED

7



DESIGN FOR SUSTAINABILITY  
THE BUILT ENVIRONMENT

CITY WORKSHOPS  
INTRODUCTORY

COUNTRY WORKSHOPS  
RYLSTONE: THE WHITEHOUSE FARM

9



KICK-START DESIGN WORKSHOPS  
FOR SECONDARY SCHOOLS

11



# ILLUSTRATION FOR FASHION

---

## FOUNDATION

Illustration for Fashion will explore drawing techniques fundamental for budding fashion designers. Through this one-week workshop you will gain an understanding of the fashion figure on paper, experiment with different materials and learn techniques for presenting your creative ideas. This program will cover:

- ♦ Freehand sketching of human figures and faces
- ♦ Illustration of garments
- ♦ Application of watercolour pencils, professional markers and felt-tip pens for professional rendering
- ♦ Analysis of fashion trends and preparation of a fashion storyboard for a design brief
- ♦ Development of an appreciation for fabrication and textile design

No drawing experience is necessary to undertake this program. The workshop is aimed at those wishing to develop their drawing skills and compile a portfolio required to successfully continue studies in fashion.

## DESIGN DRAWING FOR FASHION


---

### ADVANCED

This one-week workshop will focus on advanced fashion drawing techniques including colour and textural application, as well as developing your design and presentation styles. During this program you will be:

- ♦ Examining fashion figure construction and body detailing through drawing
- ♦ Exploring illustration and rendering techniques for assorted poses and grouped figures
- ♦ Practising the application of drawing tools including white pencil on dark paper, pastels, wet and dry skills, tonal harmonies and collage
- ♦ Utilising design processes to create original fashion designs
- ♦ Developing research skills to respond to a design brief based on current industry trends

At the conclusion of this program you will have produced examples of creative work to include in a design portfolio. Illustration for Fashion is a prerequisite for this workshop.



# TECHNIQUES FOR INTERIOR ILLUSTRATION

---

## FOUNDATION

Illustration techniques and design scheme presentation for interior spaces is the basis of this one-week workshop. Topics covered include:

- ♦ One point perspective drawing of interior spaces
- ♦ Drawing and rendering simple furniture pieces using watercolour pencils, professional markers and felt-tip pens
- ♦ Concepts of colour perception and relationships
- ♦ Development of a textile design using specified colour concepts based on the latest trends in interior design and decoration
- ♦ Exploring design concepts for a range of interior spaces

The program is suited to students with little or no drawing experience and will provide the design, layout and presentation techniques required to compile a portfolio to successfully continue studies in interior design.

## DESIGN COMMUNICATION FOR INTERIOR SPACES

---

### ADVANCED

During this one-week workshop you will explore the components of interior spaces and the methods used by designers to develop effective and aesthetically pleasing solutions. In this workshop you will cover:

- ♦ Two point perspective drawing of a contemporary interior space
- ♦ Colour schemes and their application to the design of an interior space
- ♦ Design illustration of stylised furniture
- ♦ Rendering techniques utilising markers, watercolour pencils and fine-tip pens
- ♦ Research techniques to respond to a design brief for current and forecasted trends in interior design

This workshop will see you produce a body of work for inclusion in your personal portfolio. Techniques for Interior Illustration is a prerequisite for this workshop.



# PERSONAL IMAGE & LIFE STYLING

## FOUNDATION

As you work towards the creation of a styled image you will cover aspects of styling in industries such as fashion, interiors, food, events, film, advertising, visual merchandising, and magazines. The methods and concepts covered include:

- ♦ Visualisation and communication of ideas through collage and drawing
- ♦ Sourcing of images and materials to develop themed mood boards
- ♦ Fashion styling for various uses including catwalk and photo shoots
- ♦ Methods and creative processes for an event
- ♦ Exploration of presentation techniques for interior environments

This one-week workshop provides an introduction to styling and will equip you with layout and design presentation techniques for the development of personal portfolios.

# STYLING FOR THE PROFESSIONAL IMAGE

## ADVANCED

This one-week program will equip you with the fundamental skills required to become a stylist. During this workshop you will:

- ♦ Examine current and directional trends in styling and design coordination across a variety of industries
- ♦ Analyse the style of various products in relation to target markets
- ♦ Create mood boards and presentations based on themed briefs
- ♦ Visualise and communicate ideas through drawings, colour application and rendering techniques
- ♦ Explore the role of the stylist in the planning process of an event
- ♦ Develop and present a plan to a mock client for a fashion shoot

At the conclusion of this workshop you will have created a body of work for inclusion in your personal portfolio. Personal Image & Life Styling is a prerequisite for this workshop.



# DESIGN FOR SUSTAINABILITY

## THE BUILT ENVIRONMENT

This one-week workshop is an introduction to sustainable design for the built environment. It will explore the supporting theories, methods and history of sustainable design practices. In this workshop you will:

- ♦ Develop practical skills and knowledge for sustainable design practices
- ♦ Consider the application of sustainable design rating tools for the built environment
- ♦ Explore sustainable design methods to control waste, be energy efficient, limit water use and reduce emissions
- ♦ Examine how the actions of designers, planners and builders can impact natural environments

This workshop will enhance your knowledge and skills in the area of sustainable design and will enable your expansion into specialised design areas within your career. There are no prerequisites for this workshop.

## CITY WORKSHOPS

### INTRODUCTORY

City Workshops include Fashion Illustration, Interior Illustration Techniques and Image Styling. These workshops have been designed to provide individuals interested in design and the creative arts with practical knowledge in drawing and design concepts.


These two-day workshops are suitable for participants of all ages from secondary school upward. These workshops will assist participants to prepare for further studies in design.

## COUNTRY WORKSHOPS

### RYLSTONE: THE WHITEHOUSE FARM

Rylstone provides a unique environmental and educational design study experience. Solar powered studio facilities and accommodation are located on the picturesque southern tablelands of NSW, just two and a half hours drive from Sydney.

Country Workshops will appeal to those returning to the creative arts and design after pursuing career and family life commitments. This style of study assists participants to rediscover their creative side and express themselves through drawing and painting.



# KICK-START DESIGN WORKSHOPS

## FOR SECONDARY SCHOOLS

Kick-Start Design Workshops are practical beginner classes designed for secondary school students that can be held at your school or at Whitehouse Sydney or Melbourne Campus.

These workshops aim to introduce design concepts and develop skills that will prepare students for further studies in design.

Kick-Start Design Workshops are offered in the areas of Drawing for Fashion, Interior Drawing Techniques and Image Styling.

### Drawing for Fashion (1 or 2 day option)

- ♦ Drawing the human body as a fashion figure including proportion and styling
- ♦ Rendering fashion drawings with tonal and textural illustration techniques
- ♦ Overview of the design process and skills needed for a career in the design and fashion industries

2 day option also covers:

- ♦ Developing skills in analysing forecasted trends for fashion colours, fabrics and silhouettes to respond to a design brief
- ♦ Concept and idea development for sketching onto a three-body range
- ♦ Communicating design through coloured fashion illustration and production drawing

### Interior Drawing Techniques

- ♦ Basic techniques for one-point perspective drawing and interior object drawing
- ♦ Appreciating colour theory and applying a colour palette to a drawing
- ♦ Discussion about skills required for a career in architecture, interior design and interior decoration

### Image Styling

- ♦ Examine aspects of styling in industries such as fashion, interiors, food, events, film, advertising, visual merchandising and magazines
- ♦ Develop skills for styling garments with cultural influences and create a make-up/hair styling board for a catwalk look
- ♦ Overview of the styling industry, the role of a stylist and their relationship with the media

### Textiles & Design for the HSC

Only available to NSW Year 11 & 12 students studying the Textile & Design syllabus. This in-depth workshop will provide students with valuable instruction and feedback regarding the supporting documentation for their Major Textile Project (MTP) by covering the following four sections:

- ♦ Design Inspiration
- ♦ Visual Design Development
- ♦ Manufacturing Specifications
- ♦ Investigation, Experimentation and Evaluation



## THINGS YOU NEED TO KNOW

---

### WHO CAN APPLY?

Workshops are suitable for all ages from secondary school onward. These workshops are intended for those with little or no drawing skills but the desire to develop them.

### FOUNDATION & ADVANCED WORKSHOPS

These workshops are one week in duration and run from 10am to 3.30pm Monday – Friday. They are offered during the summer and winter school holiday periods at Whitehouse Sydney and Melbourne Campuses.

Detailed dates, times, costs and locations can be found on the enclosed insert or can be viewed on our website.

### CITY WORKSHOPS

These two-day workshops are offered during the spring school holiday periods in select metropolitan cities.

Detailed dates, times, costs and locations can be found on the enclosed insert or can be viewed on our website.

### KICK-START DESIGN WORKSHOPS

Bookings and enquiries can be made by calling 1300 551 433.

Alternatively, please email [enquiry@whitehouse-design.edu.au](mailto:enquiry@whitehouse-design.edu.au)

Metropolitan schools require a minimum number of 20 students.

Regional schools require a minimum of 40 students.

### ABOUT THE FEES

Fees are transferable but not refundable.

Minimum numbers per workshop apply.

Workshops are subject to cancellation if minimum numbers are not met and a full refund will apply.

Cheques/money orders are to be made payable to Whitehouse Institute of Design, Australia.

Each workshop includes tuition and reference costs but excludes art materials.

### ART MATERIALS

Art kits are available for purchase or can be assembled by the student.

Please see enclosed insert or website for art kit listing and additional student requirements.


### WHAT ARE THE OUTCOMES?

Each participant will receive a Whitehouse Certificate of Participation as recognition of course completion, as these workshops are non-accredited.

Students will receive guidance and information on the application process for full-time courses at Whitehouse.

### HOW DO I APPLY?

Visit our website [www.whitehouse-design.edu.au/short-courses](http://www.whitehouse-design.edu.au/short-courses) or complete the application form and send it to us by mail or fax it to Head Office on 02 9267 6947.



## WHITEHOUSE INSTITUTE OF DESIGN, AUSTRALIA

[www.whitehouse-design.edu.au](http://www.whitehouse-design.edu.au)  
[enquiry@whitehouse-design.edu.au](mailto:enquiry@whitehouse-design.edu.au)  
1300 551 433 (toll free from Australia)

### SYDNEY

Level 3, 55 Liverpool Street  
Sydney NSW 2000  
02 9267 8799

### MELBOURNE

Level 4, 672 Bourke Street  
Melbourne VIC 3000  
03 9600 3625

Whitehouse Institute of Design, Australia is a private education provider delivering vocational education & training, and higher education, and is a Registered Training Organisation (RTO) within NSW and VIC.

Whitehouse Institute of Design, Australia  
is an Australian owned company  
ABN 49 122 953 557

Content is correct at time of publication June 2009